

Spotify

Partner Guidelines
Logo & Colour + Messaging

The Logo




The Logo

First things first; while Spotify communications are made up of the four elements, the Logo is the focal point — an instantly recognisable symbol of the brand. That's why it's important to use the Logo exactly as specified in these guidelines.

Our Logo is the combination of a simple and modern Wordmark with the Icon.

The Icon stands for a lot of things — streaming of course, but also sound waves and movement, as well as sharing and community.

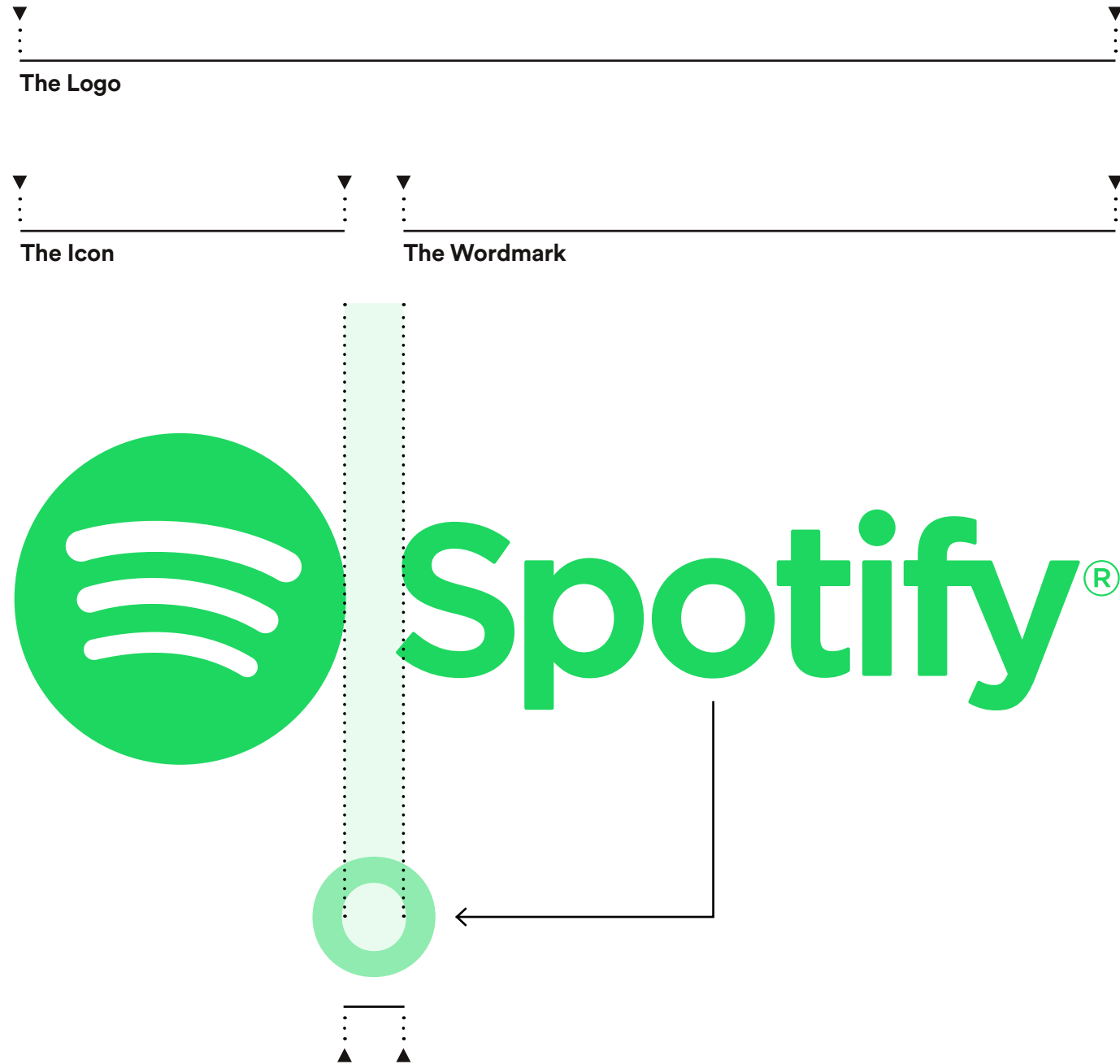
We are very proud of our Logo, and would appreciate it if you could follow these guides to ensure it always looks its best.



The Logo

→ Space between the Icon & Wordmark

The Space between the Icon and the Wordmark is equal to the counter space in the 'o' of the Wordmark.




The Exclusion Zone

The Exclusion Zone ensures the legibility and impact of the Logo by isolating it from competing visual elements such as text and supporting graphics.

This zone should be considered as the absolute minimum safe distance, in most cases the Logo should be given even more room to breath.

The exclusion zone is equal to half the height of the Icon (marked as x in the diagram).



The Exclusion Zone


→ Examples

This page illustrates why the clear space is so important. In the top two examples, other elements come much too close to the Spotify logo, creating a cramped and messy visual.

The bottom two Examples show correct treatment of the Logo and the Exclusion Zone. By respecting the Exclusion Zone we ensure the Logo stands out and looks its best.

**NO**


Here the Coke logo is much too close to the Spotify Logo.

**NO**

This copy line is also much too close to the Logo.

**YES**

Both the Spotify and Coke Logos have enough room that they do not compete with each other.

**YES**

The copy has just enough room. Remember the Exclusion Zone is the minimum space given to the Logo.


The Icon

Under certain circumstances we prefer to simply use the Icon on its own instead of the full Logo mark. In general, these are communications where the Spotify brand has already been established, either through use of the full logo, in copy, or by voiceover.

Alternatively, there will be situations in which we will want the Spotify brand to appear more recessive, such as on T-Shirts, other merchandise, or environmental graphics like a wall mural. In these instances, we want the graphics to be the main element and the Icon to act as a subtle sign off.

Note

While the Icon can exist without the Wordmark, the Wordmark should never exist without the Icon.




The Icon

→ The Icon's Exclusion Zone

If you are using the Icon instead of the Logo, the same exclusion rules apply.

The Icon's exclusion zone is equal to half the height of the Icon (marked as x in the diagram).



Minimum Sizes

Establishing a minimum size ensures that the impact and legibility of the Logo is not compromised in application. Due to the higher resolution available in print vs that of screen based media (300dpi vs 72dpi respectively), we are able to reproduce the Logo at a fractionally smaller size in print without any graphic deterioration.

Digital

To ensure legibility and impact, the Spotify Logo should never be reproduced smaller than 70px in any digital communication.

Print

To ensure legibility and impact, the Spotify Logo should never be reproduced smaller than 20mm in any print communication.



Print
20mm / 0.8in



Digital
70px



Print
6mm / 0.24in



Digital
21px

Logo Colour Options


→ Spotify Green

The Spotify Green Logo, pictured right, is our primary Logo colourway, used only in situations where the brand palette is not being used. To ensure the Spotify Green remains respected, we never use the Spotify Green Logo (or indeed the brand green at all) with any of the colours from the colour palette.

This elevates the brand green from the rest of the palette, ensuring that it is not confused, nor its power diluted.

The Spotify Green Logo should only be used with Black, White, and non-duotoned photography.

If colour is not an option for technical reasons or if the brand green lacks contrast or competes with other visual elements, you have permission to use either the black or white Logo options.

Spotify Green Logo Options**Mono Logo Options**

Logo Misuse

It is important that the appearance of the Logo remains consistent.

The Logo should not be misinterpreted, modified, or added to. No attempt should be made to alter the Logo in any way. Its orientation, colour and composition should remain as indicated in this document — there are no exceptions.

To illustrate this point, some of the more likely mistakes are shown on this page.



NO

Do not use the old stacked version of the Logo, or in any way manipulate the relationship between the Wordmark and the Icon.



NO

Do not apply a gradient to the Icon or Wordmark.



NO

Do not resolve the Logo in two different colours.



NO

Do not distort or warp the Logo in any way.



NO

Do not outline or create a keyline around the Logo.



NO

Do not change the Logo colour or tone outside those colours specified in the colour section of this guide.



NO

Do not rotate the Logo.



NO

Do not change the typeface or otherwise recreate the Wordmark. Use only the provided files.



NO

Do not manipulate or draw your own Icon.



NO

Do not remove the circle from the Icon. The beams should never sit on their own.



NO

Do not crop photos or patterns through the Logo.



NO

Do not use the Wordmark without the Icon.

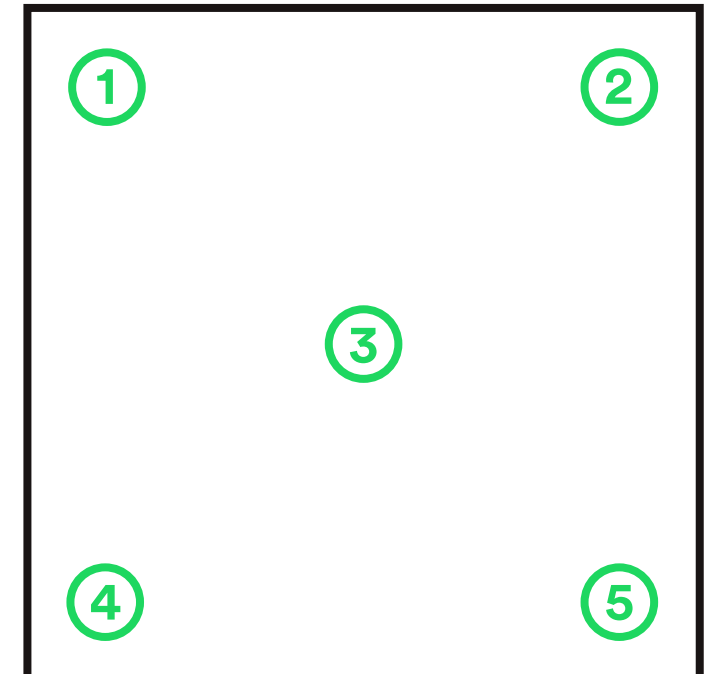


Logo Placement

→ How to Place the Logo on a Communication

Regardless of communication size or dimension, the Logo can only ever be placed in five locations. This keeps Logo placement simple and consistent, while allowing enough flexibility to accommodate our dynamic graphic system. Please keep in mind the Logo exclusion zone when placing the Logo in a corner.

In no particular order, the placement options are:

1. Top left corner
2. Top right corner
3. Centered
4. Bottom left corner
5. Bottom right corner



Logo Placement

→ Locking the Logo up with Type

One quick rule for Logo placement: when typography is present in a communication, and both the type and Logo are placed to the left hand side, they should left align.


This rule only applies when the Logo is at positions 1 or 4, and the typography is aligned to the left hand side of the communication.

**YES**

Logo is at position 4 and type is left aligned — they are both aligned on the left hand side.

**YES**

Logo is at position 1 and type is left aligned — they are both aligned on the left hand side.

**NO**

Logo is at position 1 and type is left aligned but they are not aligned on the left hand side.

Colour


Spotify Green

Music and its visual culture have always been a diverse and colourful phenomenon, and the best way to represent and contribute to that culture is to use a diverse and colourful palette ourselves.

Having said that, Spotify has always been green, and that won't change. However, as we move forward green will become our 'resting colour,' while in our brand communications we will start to embrace a much more colourful language.


*Note

This green is darker than the green we use on the Spotify logo, which we refer to as light green. The green featured above is optimized for accessibility and legibility. Light green is only intended to be used with the official Spotify logo.



Digital Green*

R29 G185 B84
HEX: #1DB954
H141 S84 B73
PMS Coated: 7479 C
PMS Uncoated: 7479 U
C80 M0 Y80 K0



Print Green

PMS Coated: 7479 C
PMS Uncoated: 7479 U
C80 M0 Y80 K0

Spotify Green

→ Do's & Don'ts

Spotify Green, pictured right, is our resting colour, used only in situations where the brand palette is not being used.

This elevates Spotify Green from the rest of the palette, ensuring that it's not confused with other palette colours.

Do's


Spotify Green should only ever sit on white, black, or a non-duotoned photograph.

Spotify Green will mostly exist in the app. If it ever appears in a brand communication, it should be the only brand colour in that communication.


Don'ts

Spotify Green should never be used as or with a colour from the brand palette, or a duotoned image.

If, for example, you have the Logo in the Spotify Green and you wish to use a duotoned photo, simply change the Logo colour to one of the brand palette colours.

**YES**


Spotify Green on black.

**YES**


Spotify Green on white.

**YES**

Spotify Green on an image.

**NO**

Spotify Green on brand palette.

**NO**

Spotify Green on duotoned image.

Partner Guidelines: Messaging

Hello. This section will help you with basic messaging for your comms.

If your partnership is not covered by our ramblings here, please get in touch at copy@spotify.com

What is Spotify?

Good question. Here's a general description.

Spotify is all the music you'll ever need. Millions of songs available instantly. Just search for the music you love, or let Spotify play you something great.

Spotify works on your phone, tablet, computer and home speakers. So you'll always have the perfect soundtrack for whatever you're doing.

Premium Messaging

Here are some legal ways to phrase Premium deals.

NO

Get Spotify free for 6 months with [Partner].

YES

Get Spotify Premium free for 6 months with [Partner].

Enjoy Spotify Premium for free on your [Partner Speaker].

Get unlimited music on your [Partner Device] with Spotify Premium.

With (Partner Bundle), you can enjoy unlimited music from Spotify on all your devices.

Competitions

Here are some ways to avoid legal hiccups when messaging competitions.

NO

Win free music for a year!
(Spotify is already free.)

YES

Win Spotify Premium for a year!
Get lucky with 12 months of unlimited music on all your devices

Win Spotify Premium for X months!

Version 1.4 — 2.02.17

If you are having trouble with anything in this guide, you are missing brand elements from the Brand Package, or you are unsure if your communication best represents the Spotify Brand, please contact one of the Spotify design teams.

brandapproval@spotify.com